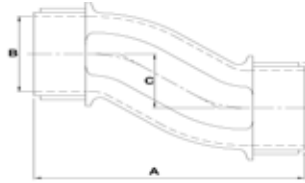




# Rigid Offset Nipples - Zinc Die Cast



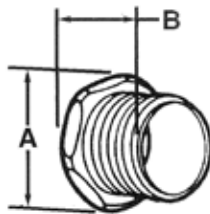
- Use as an Offset Connector between Two Enclosures
- To Offset the Axis of Raceways 3/4"

DIMENSIONS = INCHES

CAT. NO.	TRADE SIZE	DIMENSIONS			INNER BOX	OUTER BOX
		A	B	C		
14460	1/2"	2.42	.59	.75	35	350
14461	3/4"	2.42	.78	.75	20	200
14462	1"	2.58	1.00	.75	15	150
14463	1-1/4"	2.83	1.32	.75	5	50
14464	1-1/2"	2.87	1.53	.75	5	50
14465	2"	3.11	1.99	.75	3	30
14466	2-1/2"	4.13	2.35	.75	-	18
14467	3"	4.47	2.95	.75	-	15

Rigid Nipples

# 1" Long Conduit Speed Nipple - Zinc Die Cast

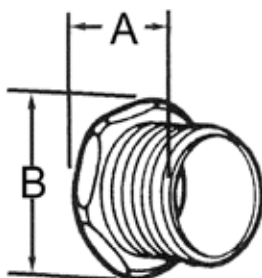


- Use with Rigid Coupling to Terminate Threaded Conduit to a Knockout, Box or Enclosure, where space is limited within the box
- Use with a Locknut to provide a Short Raceway between Boxes and enclosures

DIMENSIONS = INCHES

CAT. NO.	TRADE SIZE	DIMENSIONS		INNER BOX	OUTER BOX
		A	B		
14502	1/2"	1.04	1.00	100	1,000
14503	3/4"	1.34	1.00	50	500
14504	1"	1.63	1.00	25	250

# Rigid Nipples - Zinc Die Cast



- Use with Rigid Coupling to Terminate Threaded Conduit to a Knockout, Box or Enclosure, where space is limited within the box
- Used with a Locknut to provide a Short Raceway between Boxes and Enclosures

DIMENSIONS = INCHES

CAT. NO.	TRADE SIZE	DIMENSIONS		INNER BOX	OUTER BOX
		A	B		
14480	1/2"	.64	.98	100	1,000
14481	3/4"	.72	1.18	100	1,000
14482	1"	.81	1.50	50	500
14483	1-1/4"	.94	1.77	25	250
14484	1-1/2"	1.07	2.17	25	150
14485	2"	1.08	2.60	15	90
14486	2-1/2"	1.09	3.09	-	20
14487	3"	1.25	3.71	-	20
14488	3-1/2"	1.27	4.24	-	10
14489	4"	1.27	4.70	-	10